

# JUMPA

## DIRECTION GUIDE TO JUMPA JALAN IPOH

Tag us at @jumpakl with hashtag #JUMPALagi.



JUMPA was sparked by a simple but powerful longing:  
For a space that feels safe.  
For moments of real connection.  
For the magic that happens when people come together — to learn, to chat, to dream, to just be.

We believe a space isn't just four walls. It's energy. It's intention.  
It's a little spark of "what if?"

So whether you're here for a workshop, a soulful gathering, a pop-up, or something delightfully in-between — know this: **This space is also yours.**

Here's to new ideas, gentle chaos, and beautiful moments.  
Welcome to JUMPA. You belong here.



# Access

Address: 3-2-3A, Kompleks Kantonmen Prima  
Jalan Ipoh, Batu 4 ½, 51200 Kuala Lumpur, Federal  
Territory of Kuala Lumpur

By Public transport (MRT)  
Station: Kentonmen, exit Gate A

By Ride Hailing  
Drop-off point: JUMPA KL

By Car  
Google Map: JUMPA KL  
<https://share.google/0s4lMAZLdY3ZyfiY7>  
3.19652° N, 101.67860° E

Carpark  
RM3.30 First hour  
RM2.20 Every subsequent hour or part thereof  
RM5.50 Per entry (after 7pm-6.59am next day)

Cashless payment with TNG/Debit cards only

# Coming by MRT



We are at  
**Kentonmen station**  
(Putrajaya line)

Exit through **Pintu A/ Gate A.**

Cross the street  
towards the  
building.

YES, the traffic light  
works, please  
follow along.

When you see **7-11**  
**convenient store**,  
refer to Page 8-10  
for next steps.



# Coming by Ride Hailing

Drop-off location on your ride hailing app:  
JUMPA - KL <https://r.grab.com/o/E3m2QBBn>

Then refer to next few pages for next steps.

# Coming by Car: Open air Carpark/ G floor

Search for JUMPA KL on Maps or Waze.


You will find the entrance to the carpark on your **left** just before **Sandiego Wedding**.

Once you enter, you can park at any spot available. Then refer to next few pages for next steps.

**\*MAKE SURE YOU HAVE YOUR TNG CARD RELOADED**



**Watch for this entry on your left  
if you are driving**



# After parking near to 7-11 OR come from MRT



**WHEN YOU SEE 7-11,  
HEAD RIGHT**



**KEEP GOING**



**KEEP FOLLOWING THE  
WALKWAY & TURN LEFT**



**THE  
LIFT**

**THE WHITE BUILDING  
IS THE LIFT**

**Click to watch the video:**



# After parking at the back of the building/ Block 3



**Click to watch the video:**



A photograph of a modern building's courtyard. The scene is captured from a low angle, looking down a paved walkway. On the left, a white building is highlighted by a yellow rectangular box. The building has a clean, minimalist design with a white facade and a dark metal railing. In the background, there are more levels of the building with balconies and railings. The ground is paved with large, light-colored tiles. The overall atmosphere is bright and clean.


**THE  
LIFT**

**THE WHITE BUILDING IS THE LIFT**

BLOK 1  
B1 ↙ ↗ G

ARAS  
G  
BLOK 1

WHEN YOU ARE ON THIS WALKWAY, THE LIFT WILL BE ON YOUR RIGHT



THE LIFT



THE LIFT



TAKE THE LIFT  
GO UP TO 2<sup>ND</sup> FLOOR





# Wifi Connection

Name: 323A

Password: jumpalagi324

## Contacts

<b>Host</b>	<b>010 520 7660</b>
<b>Cleaners (Additional charges applied)</b>	<b>017 826 6790</b>

## Emergency Contacts

<b>Emergency</b>	<b>999</b>
<b>Police Sentul</b>	<b>03-4048 2222</b>

# JUMPA



Leave us a review to  
get RM50 for your  
next booking!

Thanks for choosing JUMPA!

Here's to your gathering, your  
creativity, your moment.

We can't wait to see what magic  
you make here.

It's an invitation to:

- Discover yourself — your rhythm, your voice, your pause.
- Explore potential — through ideas, practice, and growth.
- Connect with others — across disciplines, stories, and shared moments.

It's where people don't just pass  
through, they belong. JUMPA LAGI!

